

GROWTH, SEX EXPRESSION AND NUTRIENT COMPOSITION OF CUCUMBER (*CUCUMIS SATIVUS*) AS INFLUENCED BY MALEIC HYDRAZIDE

MD. DULAL SARKAR^{1*}, M. MONIRUZZAMAN², MD. SAIFUL ALAM³, MD. JAHEDUR RAHMAN¹, MD. QUAMRUZZAMAN⁴, ROJOBI NAHAR ROJONI⁵ AND SREERAMANAN SUBRAMANIAM⁶

¹Department of Horticulture, Sher-e-Bangla Agricultural University, Dhaka, 1207, Bangladesh

²Department of Agricultural Studies, Kaligonj Sramik College, Gazipur, Bangladesh

³Department of Agricultural Extension, Gradation 2633, Sadar, Rangpur, Bangladesh

⁴Department of Agronomy, Sher-e-Bangla Agricultural University, Dhaka 1207, Bangladesh

⁵Directorate of National Consumer Rights Protection, Ministry of Commerce, Dhaka, Bangladesh

⁶School of Biological Sciences, Universiti Sains Malaysia, Penang-11800, Malaysia

*Corresponding author's email: dulalsau_121@yahoo.com

Abstract

The present experiment was aimed to evaluate the effect of maleic hydrazide (MH) with the concentration of (i) Control: 0 ppm (MH₀); (ii) 150 ppm (MH₁₅₀), (iii) 250 ppm (MH₂₅₀) and (iv) 350 ppm (MH₃₅₀) at the three stages of (i) Seed soaking (SS), (ii) Vegetative (VS) and (iii) Flowering (FS) on physiological growth, sex expression and nutrient composition of cucumber (*cucumis sativus*). Sex modification and fruit setting was enhanced by MH. Number of leaves, leaf area and fruit yield were also remarkably increased except plant height after MH application at different stages. MH increased the dry biomass of fruit resulted from higher chlorophyll content in leaves transferred photosynthates to the fruit. Chlorophyll content and mineral nutrient concentration in fruits did not affect significantly by MH. As the effect on sex modification and yield attributes, MH @ 150 ppm at vegetative stage would be a good choice.

Key words: Bioactive compound, Growth retardant, Sex modification, Sex ratio, Cucumber.

Introduction

Cucumber (*Cucumis sativus*) is one of the most popular and high value crop in Bangladesh. Bangladesh produce about 63 thousand metric tons of cucumber from 23 thousand acres of land (Anon., 2016), thus farmers are facing with low yield potential. Cucurbitaceous plants are monoecious and there are fewer pistillate flowers and high sex ratio. These characters are affected greatly by gene as well as environment. Several plant hormones, termed as growth regulators and retardants have been found useful in many cucurbitaceous vegetables. Some plant hormones promote femaleness, while others promote maleness.

Maleic hydrazide is a growth retardant generally used for enhancing flowering especially increasing female and male flower sex proportion, ultimately escalating the yield by better fruit setting. Changing the sex ratio of male and female flower is the most important in sex modification of cucurbits. MH affected the growth and sex expression in bottle gourd (Kooner *et al.*, 2000). The 2nd leaf and flowering stages significantly contributed to early flowering, fruit setting and harvesting also when NAA was applied at these stages (Ghani *et al.*, 2013). GA₃ showed positive effect on vegetative growth, flowering, modification of sex expression and fruit traits in bitter melon when sprayed twice at 3rd leaf and tendril initiation stage (Sandra *et al.*, 2015). Cucumber is a plant with strong tendency towards maleness, thereby, fruit yield depends on the number of female flowers. Albeit MH is different in nature than NAA and GA₃ may have influence on plant growth and also their success increases when applied at various stages (Sandra *et al.*, 2015). Thereafter, cucumber selection for commercial cultivation and also breeding purpose is very specific cultural management (Fan *et al.*, 2018). Pertaining to Bangladeshi local variety of cucumber 'Baromashi', present experiment was aimed to modify the sex ratio usefully and evaluating the potentiality of MH at various stages.

Materials and Methods

Experimental site: The experiment was conducted during October 2016 to March 2017 in open field provision at 24.09°N and 90.26°E longitude with an elevation of 8.20 m from sea level. This site is under intense and sparse cloudburst from April to September and October to March, respectively. Soil was loamy type that full of 36.40% sand, 41.22% silt, and 22.38% clay.

Experimental design: The experiments were conducted using Randomized Complete Block Design where each treatment was repeated four times overall for 120 days. Four levels of maleic hydrazide (MH) were studied as follows: (i) Control: 0 ppm (MH₀), (ii) 150 ppm (MH₁₅₀), (iii) 250 ppm (MH₂₅₀) and (iv) 350 ppm (MH₃₅₀) at (i) Seed soaking (SS), (ii) Vegetative (VS) and (iii) Flowering (FS) stages.

Growing conditions: Seeds of cucumber were collected from regional seed sale center of Bangladesh Agricultural Development Corporation. The experimental plot was opened using power tiller in 1st week of October, 2016 and sun dried for a week. Pits of 40 x 40 x 30 cm size were prepared 1 m apart in the bed keeping pits top slightly raised. Inorganic fertilizers- N, P, K, S, Zn and B @ 60, 10, 30, 6.5, 1, 0.5 g pit⁻¹ and organic fertilizer @ 10 kg pit⁻¹ were used for the commercial production in the area in the form of urea, triple superphosphate, muriate of potash, gypsum, zinc sulphate, boric acid and cowdung, respectively (Chowdhury & Hassan, 2013). All doses of fertilizers were applied ten days prior to transplant except K and N where 2/3rd and 1/3rd K was applied at 10 days before and 10 days after transplanting. On the other hand, N was applied in 6 installments at 12 days interval starting from transplanting. Seedlings of 20 days old were transplanted in the pit on 3rd week of October. Intercultural operation was done as and when required. As per treatments MH was applied following

the three stages of plant. The fruits were harvested at green edible stage looking shiny, bright, and of standard size but not over matured.

Data collection: Data was collected on plant growth features (i.e. days to emergence, plant height, branch number, node number, leaf number, leaf area and root length); floral features (i.e. days to 1st flowering, number of male flower, number of female flower and their sex ratio); physiological features (i.e. relative chlorophyll content of leaves, fresh and dry biomass of plant, fruit and root) and yield components (i.e. number of fruit per plant, fruit set percentage, fruit length and diameter). Chlorophyll content in leaves was determined by using SPAD meter (CCM-200, Opti-Science, USA), and water content in fruit was simply recorded by the difference in mass of fresh and dry fruit and calculated as percentage.

Procedure of the determination of TSS and nutrient compositions: Total soluble solids (TSS) were measured by portable hand refractometer (ERMA- 0-32°B, Tokyo, Japan) at room temperature. Every single fruit was blended and juice was collected to measure °brix. For nutrient composition, fruit samples were dried at 70°C for 3 days till constant weight achieved, ground and analyzed for total N, P, K, Ca, Mg and Na concentration. The dried fruit samples were digested in H₂SO₄:HClO₄:HNO₃ (1:4:10 v/v) mixture (Piper, 1966) and the digests were used to quantify total P using spectrophotometer (model UV-1601, Shimadzu, Japan) Total K and Na concentration was determined by using flame photometer (model PFP7, Jenway, UK), while, Ca and Mg in the digests were analyzed followed by determination on atomic absorption spectrophotometer (model no. 170-30, HITACHI, Japan) following the procedure proposed by Miyazawa *et al.*, (1984). Total N concentration of fruit samples was separately analyzed by modified micro Kjeldahls' method (Yoshida *et al.*, 1976).

Statistical analysis

Analysis of variance was performed in order to evaluate the significance of the effect of MH in cucumber for plant growth, sex expression, physiological and quality parameters. Tukey's HSD test (Tukey, 1977) was used to determine variances among the treatments where $p < 0.05$ was considered as significant.

Results and Discussion

Plant growth features: Maleic hydrazide at different stages of application showed non-significant effects on the days of emergence, number of nodes and leaves, leaf area and root length (Table 1), except in case of plant height and number of branches (Figs. 1, 2). The plant height of cucumber had a steady increase at lower concentrations (Fig. 1). It ranged between 110.88 cm in MH₂₅₀SS to 153.25 MH₀SS, showing a percent decrease of 27.65. Seeds which were soaked with MH @ 250 ppm inhibited plant height to an intense degree. During flowering stage, maleic hydrazide had no remarkable inhibitory effect on this trait. It was resulted due to MH, that temporarily arrest the growth of apical tissue and

causes decrement in plant height. It was a good agreement with the earlier findings of (Mansurogle *et al.*, 2009; Caprita & Caprita, 2005) who suggested that plant growth retardants arrest the metabolic activities and consolidated the vegetative development. MH have significant ceasing effect on vegetative growth (Sarkar *et al.*, 2014; Hoffman & Parups, 1964; Brian & Hemming, 1957).

Seed soaking and vegetative stages were remarkably sensitive to branch development when incorporated with MH (150-350 ppm) that significantly increase the side branch while the least number of branch (ranged from 3.75 to 4.50) contributed by control (Fig. 2). Number of branches was increased because of reduced plant height as a result of growth retardant (Brian & Hemming, 1957), which retarded cell division and elongation and contributed maximum number of leaves that was not significant (Table 1). These results were in conformation with the results reported by Sarkar *et al.*, (2014) in tomato.

Floral features: Number of female flowers per plant were significantly affected by MH when treated at seed soaking, vegetative and flowering stages of cucumber. However, days to 1st flowering, number of male flowers and their sex ratio did not respond significantly (Table 2). MH rates ranging between 150-350 ppm, produced maximum number of female flowers over control (Table 2). Number of female flowers were increased about 31.56% and were maximum in MH₂₅₀SS (35.65) while the least in MH₀SS (24.40). Among stages of application, flowering stage had minimum response to MH, both at lower and higher concentrations. On the other hand, seed soaking treatment was the best for female flowering, followed by vegetative stage. The increased number of female flowers was the consequence of MH that had sex balancing effect through lower respiration and higher accumulation of photosynthates in plants. The results were in conformation with the earlier findings by (Desai *et al.*, 2011; Pandya & Dixit, 1997) reported that, low temperature and short days facilitate to reduce respiration and photosynthates accumulation that might be probable reason for reducing male flowers. These results also corresponded with the results reported by Hidayatullah *et al.*, (2009) where pistillate flowers of cucumber increased with MH application at 450 µM/l concentrations.

Physiological features: Relative chlorophyll content of leaves (Fig. 3), fresh and dry biomass of plant, fruit fresh biomass of plant, fruit fresh biomass, fresh and dry biomass of root did not significantly increase due to different concentrations of MH in any applied stages except fruit dry biomass (Table 3). Each fruit attained the maximum value (4.02 g) of this parameter in MH₃₅₀VS, while the plant growing in MH₀FS (2.60 g) gave the lowest value (Table 3). This advancement of dry matter content in fruit may be due to sink effect of TSS accumulation that subsequently helps in increased dry biomass. Indication in provision of this perception originates from the findings given in (Fig. 5). Although, there was no supporting recorded data of MH regarding this parameter.

Table 1. Plant growth parameters (mean \pm standard errors) as influenced by different maleic hydrazide concentrations and growth stages.

Maleic hydrazide	Application stages	Days to emergence	Number of node plant ⁻¹	Number of leaves plant ⁻¹	Leaf area (cm ²)	Root length (cm)
MH ₀	SS	4.75 \pm 0.85 ^a	69.50 \pm 3.30 ^b	65.75 \pm 7.11 ^a	208.84 \pm 14.80 ^a	18.35 \pm 1.16 ^a
	VS	6.25 \pm 1.11 ^a	72.75 \pm 3.40 ^{ab}	66.00 \pm 3.92 ^a	219.55 \pm 11.72 ^a	17.00 \pm 0.71 ^a
	FS	5.75 \pm 0.75 ^a	81.50 \pm 5.85 ^{ab}	64.00 \pm 7.45 ^a	252.22 \pm 8.91 ^a	17.70 \pm 0.72 ^a
MH ₁₅₀	SS	5.63 \pm 1.03 ^a	84.25 \pm 1.65 ^{ab}	54.25 \pm 7.72 ^a	257.65 \pm 23.21 ^a	14.75 \pm 0.63 ^a
	VS	4.88 \pm 0.43 ^a	78.75 \pm 2.46 ^{ab}	60.00 \pm 1.87 ^a	259.96 \pm 29.83 ^a	15.38 \pm 0.85 ^a
	FS	4.25 \pm 0.48 ^a	91.00 \pm 3.19 ^{ab}	79.50 \pm 3.52 ^a	252.58 \pm 13.21 ^a	17.25 \pm 2.50 ^a
MH ₂₅₀	SS	3.75 \pm 0.75 ^a	80.50 \pm 3.12 ^{ab}	59.50 \pm 4.11 ^a	225.56 \pm 12.98 ^a	14.75 \pm 0.75 ^a
	VS	4.38 \pm 0.69 ^a	95.50 \pm 11.47 ^a	72.50 \pm 9.00 ^a	226.64 \pm 17.84 ^a	17.13 \pm 0.66 ^a
	FS	5.00 \pm 0.82 ^a	87.75 \pm 4.33 ^{ab}	79.75 \pm 3.57 ^a	264.44 \pm 39.13 ^a	16.13 \pm 0.97 ^a
MH ₃₅₀	SS	7.75 \pm 1.31 ^a	82.25 \pm 3.04 ^{ab}	66.50 \pm 4.35 ^a	263.13 \pm 13.74 ^a	14.50 \pm 1.19 ^a
	VS	5.50 \pm 0.65 ^a	85.75 \pm 2.17 ^{ab}	81.00 \pm 2.48 ^a	230.75 \pm 15.89 ^a	15.63 \pm 0.75 ^a
	FS	6.50 \pm 1.32 ^a	83.25 \pm 3.25 ^{ab}	73.25 \pm 4.85 ^a	250.36 \pm 18.46 ^a	15.38 \pm 0.38 ^a
F-value		1.11	1.38	1.90	0.46	0.82
P-value		0.37	0.25	0.11	0.84	0.56

Values with analogous letters imply non-significant ($p < 0.05$) variations among the treatments. Abbreviations are as follows, MH; maleic hydrazide, SS; seed soaking, VS; vegetative stage and FS; flowering stage

Table 2. Sex expression parameters (mean \pm standard errors) as influenced by different maleic hydrazide concentrations and growth stages.

Maleic hydrazide	Application stages	Days to 1 st flowering	Number of male flower plant ⁻¹	Number of female flower plant ⁻¹	Sex ratio
MH ₀	SS	19.38 \pm 0.24 ^a	155.75 \pm 10.44 ^b	24.40 \pm 0.91 ^g	6.41 \pm 0.50 ^{ab}
	VS	18.50 \pm 0.20 ^a	174.50 \pm 6.60 ^{ab}	27.50 \pm 0.96 ^{efg}	6.37 \pm 0.35 ^{ab}
	FS	19.00 \pm 0.20 ^a	175.00 \pm 9.76 ^{ab}	26.98 \pm 0.72 ^{fg}	6.50 \pm 0.38 ^{ab}
MH ₁₅₀	SS	19.38 \pm 0.55 ^a	176.75 \pm 5.89 ^{ab}	34.25 \pm 0.63 ^{abc}	5.16 \pm 0.12 ^{bc}
	VS	19.05 \pm 0.17 ^a	176.50 \pm 3.66 ^{ab}	37.75 \pm 0.85 ^a	4.68 \pm 0.02 ^c
	FS	19.05 \pm 0.33 ^a	194.25 \pm 10.36 ^a	31.70 \pm 0.72 ^{bcd}	6.13 \pm 0.28 ^{abc}
MH ₂₅₀	SS	18.75 \pm 0.14 ^a	186.75 \pm 1.11 ^{ab}	29.69 \pm 1.16 ^{def}	6.32 \pm 0.27 ^{ab}
	VS	19.38 \pm 0.24 ^a	181.25 \pm 3.94 ^{ab}	35.65 \pm 1.16 ^{ab}	5.10 \pm 0.14 ^{bc}
	FS	19.55 \pm 0.16 ^a	172.25 \pm 1.49 ^{ab}	27.23 \pm 0.47 ^{fg}	6.33 \pm 0.13 ^{ab}
MH ₃₅₀	SS	19.23 \pm 0.14 ^a	174.75 \pm 10.87 ^{ab}	26.43 \pm 0.79 ^{fg}	6.65 \pm 0.51 ^a
	VS	19.25 \pm 0.25 ^a	170.00 \pm 4.26 ^{ab}	31.55 \pm 0.68 ^{cde}	5.39 \pm 0.08 ^{abc}
	FS	19.00 \pm 0.41 ^a	177.50 \pm 4.73 ^{ab}	26.75 \pm 0.48 ^{fg}	6.65 \pm 0.27 ^a
F-value		1.72	1.73	4.63	1.78
P-value		0.15	0.14	0.00	0.13

Values with analogous letters imply non-significant ($p < 0.05$) variations among the treatments. Abbreviations are as follows, MH; maleic hydrazide, SS; seed soaking, VS; vegetative stage and FS; flowering stage.

Table 3. Physiological parameters (mean \pm standard errors) as influenced by different maleic hydrazide concentrations and growth stages.

Maleic hydrazide	Application stages	Fresh biomass plant ⁻¹ (kg)	Dry biomass plant ⁻¹ (g)	Fresh biomass fruit ⁻¹ (g)	Dry biomass fruit ⁻¹ (g)	Fresh biomass root ⁻¹ (g)	Dry biomass root ⁻¹ (g)
MH ₀	SS	3.03 \pm 0.21 ^a	149.93 \pm 1.88 ^c	163.00 \pm 1.78 ^a	2.29 \pm 0.09 ^b	12.00 \pm 0.71 ^a	1.30 \pm 0.14 ^a
	VS	3.11 \pm 0.03 ^a	153.61 \pm 4.07 ^c	166.25 \pm 4.87 ^a	3.12 \pm 0.08 ^{ab}	12.75 \pm 0.95 ^a	1.23 \pm 0.08 ^a
	FS	3.21 \pm 0.08 ^a	154.95 \pm 4.64 ^{de}	167.00 \pm 8.44 ^a	2.60 \pm 0.13 ^{ab}	12.00 \pm 0.91 ^a	1.20 \pm 0.23 ^a
MH ₁₅₀	SS	4.48 \pm 0.22 ^a	185.03 \pm 5.79 ^{abc}	165.50 \pm 1.94 ^a	3.93 \pm 0.65 ^a	12.10 \pm 0.84 ^a	1.42 \pm 0.04 ^a
	VS	4.98 \pm 0.14 ^a	196.83 \pm 4.31 ^a	172.75 \pm 5.68 ^a	3.13 \pm 0.14 ^{ab}	11.75 \pm 1.38 ^a	1.16 \pm 0.19 ^a
	FS	4.75 \pm 0.29 ^a	192.55 \pm 1.40 ^{ab}	166.75 \pm 9.74 ^a	3.98 \pm 0.36 ^{ab}	12.75 \pm 0.48 ^a	1.43 \pm 0.10 ^a
MH ₂₅₀	SS	4.72 \pm 0.24 ^a	186.25 \pm 4.96 ^{abc}	168.25 \pm 3.84 ^a	3.06 \pm 0.09 ^{ab}	13.75 \pm 0.48 ^a	1.45 \pm 0.08 ^a
	VS	5.05 \pm 0.19 ^a	187.80 \pm 3.96 ^{abc}	166.25 \pm 17.43 ^a	2.84 \pm 0.32 ^{ab}	13.75 \pm 1.31 ^a	1.36 \pm 0.17 ^a
	FS	4.96 \pm 0.22 ^a	170.50 \pm 4.57 ^{b-e}	171.75 \pm 12.78 ^a	3.65 \pm 0.42 ^{ab}	14.00 \pm 1.78 ^a	1.42 \pm 0.07 ^a
MH ₃₅₀	SS	4.58 \pm 0.25 ^a	169.13 \pm 6.82 ^{cde}	170.75 \pm 10.87 ^a	3.37 \pm 0.25 ^{ab}	11.75 \pm 0.63 ^a	1.28 \pm 0.06 ^a
	VS	5.02 \pm 0.20 ^a	190.88 \pm 4.95 ^{abc}	165.25 \pm 6.69 ^a	4.02 \pm 0.46 ^a	13.00 \pm 1.22 ^a	1.28 \pm 0.06 ^a
	FS	4.44 \pm 0.22 ^a	177.18 \pm 4.78 ^{a-d}	183.75 \pm 11.84 ^a	3.02 \pm 0.22 ^{ab}	13.50 \pm 1.19 ^a	1.41 \pm 0.07 ^a
F-value			0.60	2.92	0.33	2.70	0.24
P-value			0.73	0.06	0.92	0.03	0.96

Values with analogous letters imply non-significant ($p < 0.05$) variations among the treatments. Abbreviations are as follows, MH; maleic hydrazide, SS; seed soaking, VS; vegetative stage and FS; flowering stage

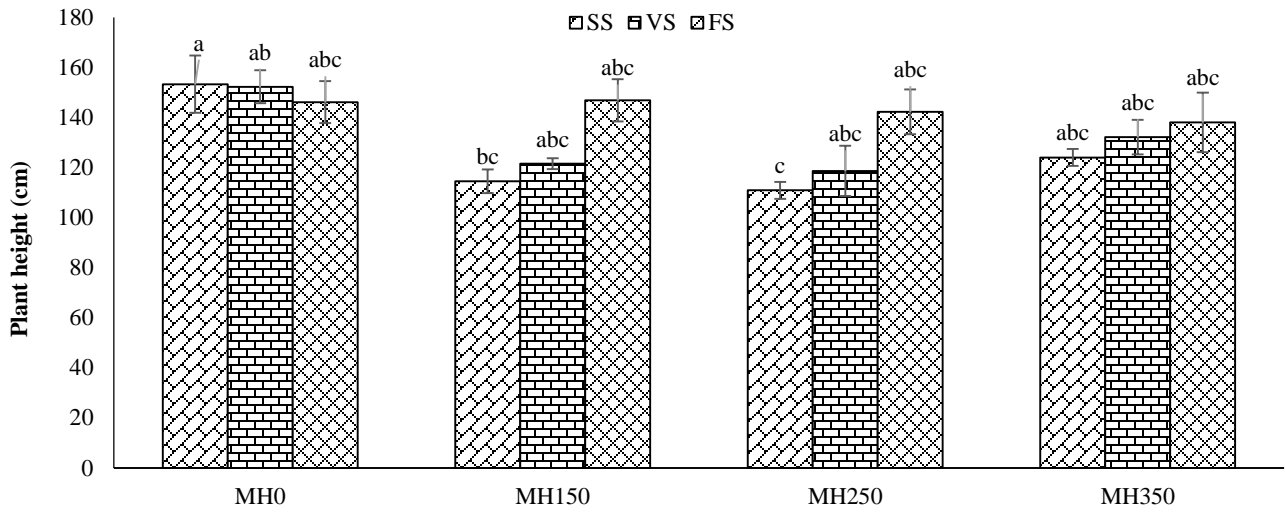


Fig. 1. Comparison of plant height reduction as influenced by different maleic hydrazide concentrations and growth stages. Values with analogous letters imply non-significant ($p < 0.05$) variations among the treatments. Vertical bars imply standard errors of means. Abbreviations are as follows, MH; maleic hydrazide, SS; seed soaking, VS; vegetative stage and FS; flowering stage

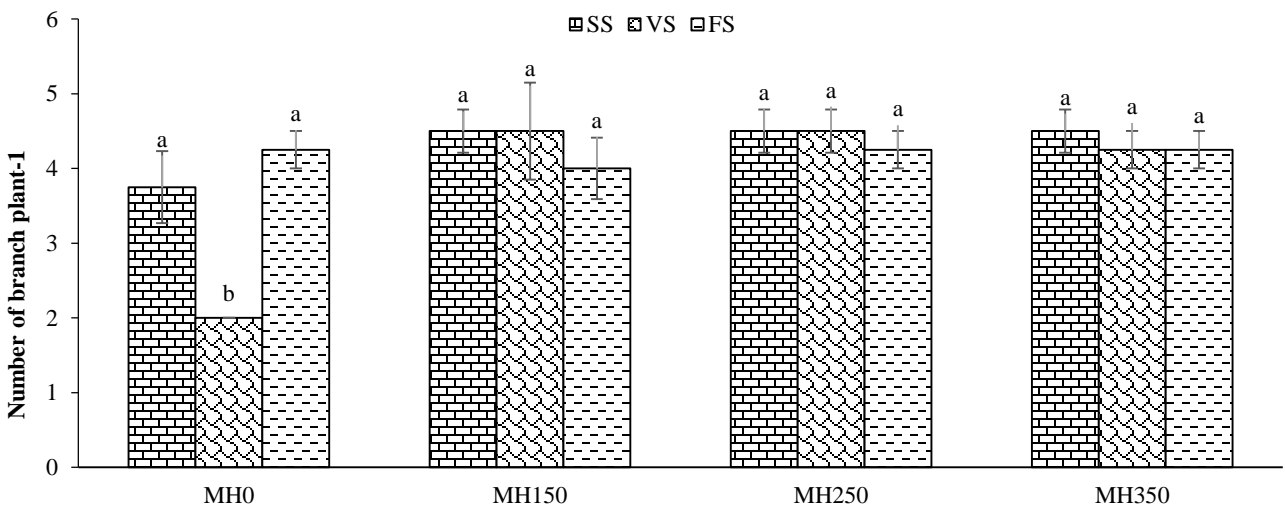


Fig. 2. Number of branch as influenced by different maleic hydrazide concentrations and growth stages. Values with analogous letters imply non-significant ($p < 0.05$) variations among the treatments. Vertical bars imply standard errors of means. Abbreviations are as follows, MH; maleic hydrazide, SS; seed soaking, VS; vegetative stage and FS; flowering stage.

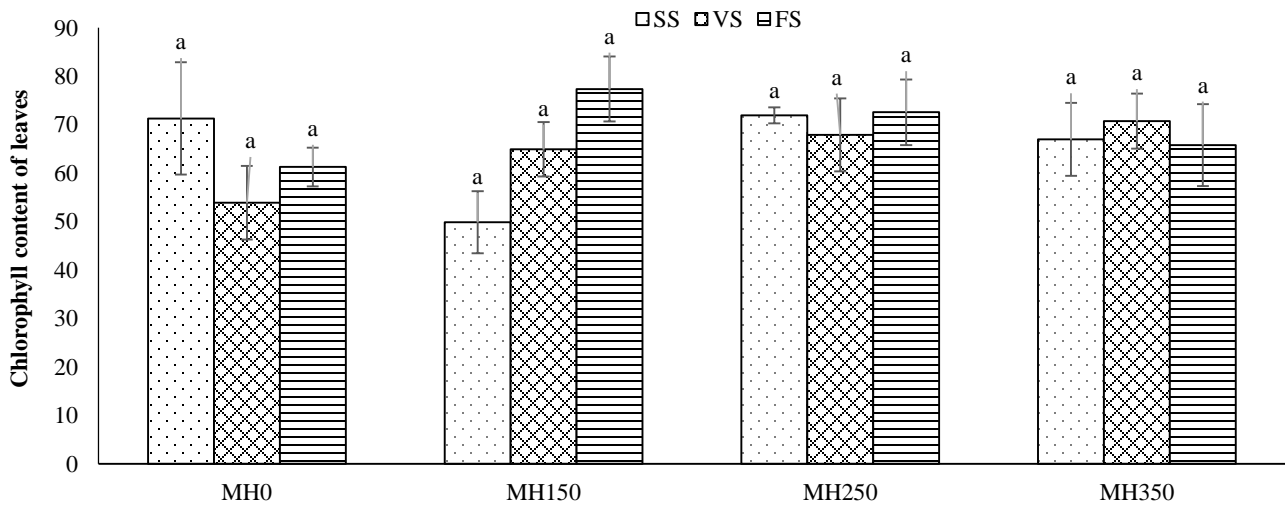


Fig. 3. Chlorophyll content of leaves as influenced by different maleic hydrazide concentrations and growth stages. Values with analogous letters imply non-significant ($p < 0.05$) variations among the treatments. Vertical bars imply standard errors of means. Abbreviations are as follows, MH; maleic hydrazide, SS; seed soaking, VS; vegetative stage and FS; flowering stage.

Yield components: Number of fruits per plant and fruit set percentage under the influence of MH at different application stages was significantly higher over control. It was noticed that, fruit length and diameter were non-significant (Table 4) having no treatment effects. In this experiment, MH₁₅₀VS favors the higher fruit number and fruit set compared to other treatments. Fruits number and their percentage depend on the fruit setting that is also dependent on the number of female flower setting. The maximum number of female flowers (about 48.88%) were in MH₂₅₀VS compared to MH₁₅₀SS and fruits number was decreased with the higher concentrations of MH that hampered the fruit setting. Similar type of result was found by Verma and Choudhury (1980), reporting a 12% increase in fruit set in cucumber with the application of MH. It was reported by Thappa *et al.*, (2011) in cucumber; Bhat *et al.*, (2004) in water melon and Arora *et al.*, (1982) in bottle gourd, that lower concentration of MH facilitated the fruit

yield. MH helps to regulate the C:N ratio in plants that contribute to the maximum female flowering and fruit yield also (Ries, 1985). It was also reported that an increase in yield could be attributed to earliness and increased number of female flowers as well as narrowed male: female sex ratio with paclobutrazol in summer squash by Arora *et al.*, (1989) and with maleic hydrazide in bottle gourd by Ingle *et al.*, (2000).

Water content, TSS and nutrient compositions of fruits: Data presented in (Figs. 4, 5) revealed that, water content and total soluble solids were significantly increased with MH concentration while nutrient concentrations were not affected by MH. (Table 5). The increment of water content and total soluble solids in fruit might be due to increased metabolic activity. Ries (1985) reported that, MH helped to regulate the ethylene synthesis, metabolic activity and C:N ratio in plants that contribute to fruit mass.

Table 4. Yield components parameters (mean±standard errors) as influenced by different maleic hydrazide concentrations and growth stages.

Maleic hydrazide	Application stages	Number of fruit plant ⁻¹	Fruit set (%)	Fruit length (cm)	Fruit diameter (cm)
MH ₀	SS	9.56 ± 0.26 ^f	39.22 ± 0.58 ^{def}	14.61 ± 0.80 ^a	4.67 ± 0.23 ^a
	VS	10.25 ± 0.75 ^{ef}	37.35 ± 2.77 ^{ef}	14.38 ± 0.38 ^a	4.85 ± 0.22 ^a
	FS	9.61 ± 0.24 ^f	35.76 ± 1.65 ^f	15.05 ± 0.51 ^a	4.72 ± 0.13 ^a
MH ₁₅₀	SS	12.04 ± 0.54 ^{def}	35.13 ± 1.14 ^f	14.13 ± 0.77 ^a	4.45 ± 0.16 ^a
	VS	22.25 ± 1.25 ^a	59.23 ± 4.51 ^{ab}	15.55 ± 1.63 ^a	4.49 ± 0.14 ^a
	FS	14.36 ± 0.93 ^{cd}	45.19 ± 2.07 ^{cdef}	14.00 ± 0.54 ^a	4.64 ± 0.17 ^a
MH ₂₅₀	SS	10.88 ± 0.72 ^{def}	36.90 ± 3.40 ^{ef}	14.73 ± 0.68 ^a	4.78 ± 0.31 ^a
	VS	19.94 ± 0.77 ^{ab}	56.08 ± 2.58 ^{abc}	15.13 ± 0.47 ^a	4.83 ± 0.19 ^a
	FS	13.75 ± 1.25 ^{de}	50.50 ± 4.37 ^{bcd}	14.38 ± 0.43 ^a	4.44 ± 0.12 ^a
MH ₃₅₀	SS	18.13 ± 0.59 ^{bc}	68.72 ± 2.70 ^a	14.33 ± 0.95 ^a	4.63 ± 0.23 ^a
	VS	18.90 ± 0.90 ^{ab}	60.06 ± 3.47 ^{ab}	14.83 ± 0.92 ^a	4.59 ± 0.21 ^a
	FS	14.15 ± 0.68 ^{de}	52.84 ± 1.85 ^{bcd}	14.50 ± 0.79 ^a	4.74 ± 0.09 ^a
F-value		11.92	9.56	0.37	0.59
P-value		0.00	0.00	0.89	0.73

Values with analogous letters imply non-significant ($p < 0.05$) variations among the treatments. Abbreviations are as follows, MH; maleic hydrazide, SS; seed soaking, VS; vegetative stage and FS; flowering stage

Table 5. Nutrient composition (mean ± standard errors) as influenced by different maleic hydrazide concentrations and growth stages.

Maleic hydrazide	Application stages	N	P	K	Ca	Mg	Na
MH ₀	SS	3.08 ± 0.05 ^a	0.40 ± 0.01 ^a	3.52 ± 0.04 ^a	1.03 ± 0.04 ^a	0.21 ± 0.00 ^a	0.15 ± 0.01
	VS	3.13 ± 0.09 ^a	0.41 ± 0.01 ^a	3.48 ± 0.06 ^a	0.97 ± 0.02 ^a	0.21 ± 0.01 ^a	0.14 ± 0.01
	FS	3.23 ± 0.13 ^a	0.41 ± 0.00 ^a	3.72 ± 0.14 ^a	0.99 ± 0.01 ^a	0.22 ± 0.01 ^a	0.14 ± 0.01
MH ₁₅₀	SS	3.33 ± 0.11 ^a	0.39 ± 0.00 ^a	3.55 ± 0.07 ^a	1.06 ± 0.07 ^a	0.22 ± 0.01 ^a	0.16 ± 0.01
	VS	3.24 ± 0.08 ^a	0.40 ± 0.00 ^a	3.61 ± 0.08 ^a	1.03 ± 0.07 ^a	0.22 ± 0.00 ^a	0.15 ± 0.01
	FS	3.30 ± 0.09 ^a	0.42 ± 0.01 ^a	3.58 ± 0.07 ^a	1.03 ± 0.03 ^a	0.21 ± 0.01 ^a	0.13 ± 0.01
MH ₂₅₀	SS	3.40 ± 0.08 ^a	0.41 ± 0.01 ^a	3.48 ± 0.10 ^a	1.08 ± 0.06 ^a	0.21 ± 0.01 ^a	0.14 ± 0.01
	VS	3.34 ± 0.13 ^a	0.40 ± 0.01 ^a	3.60 ± 0.06 ^a	1.10 ± 0.06 ^a	0.21 ± 0.01 ^a	0.13 ± 0.01
	FS	3.37 ± 0.13 ^a	0.39 ± 0.00 ^a	3.64 ± 0.12 ^a	1.10 ± 0.06 ^a	0.22 ± 0.01 ^a	0.15 ± 0.01
MH ₃₅₀	SS	3.37 ± 0.14 ^a	0.41 ± 0.01 ^a	3.58 ± 0.15 ^a	1.02 ± 0.03 ^a	0.22 ± 0.01 ^a	0.16 ± 0.01
	VS	3.33 ± 0.05 ^a	0.42 ± 0.01 ^a	3.71 ± 0.10 ^a	1.07 ± 0.04 ^a	0.20 ± 0.00 ^a	0.14 ± 0.01
	FS	3.20 ± 0.14 ^a	0.42 ± 0.02 ^a	3.59 ± 0.04 ^a	1.07 ± 0.05 ^a	0.21 ± 0.01 ^a	0.14 ± 0.01
F-value	0.43	0.82	0.75	0.30	0.52	1.20	

Values with analogous letters imply non-significant ($p < 0.05$) variations among the treatments. Abbreviations are as follows, MH; maleic hydrazide, SS; seed soaking, VS; vegetative stage and FS; flowering stage

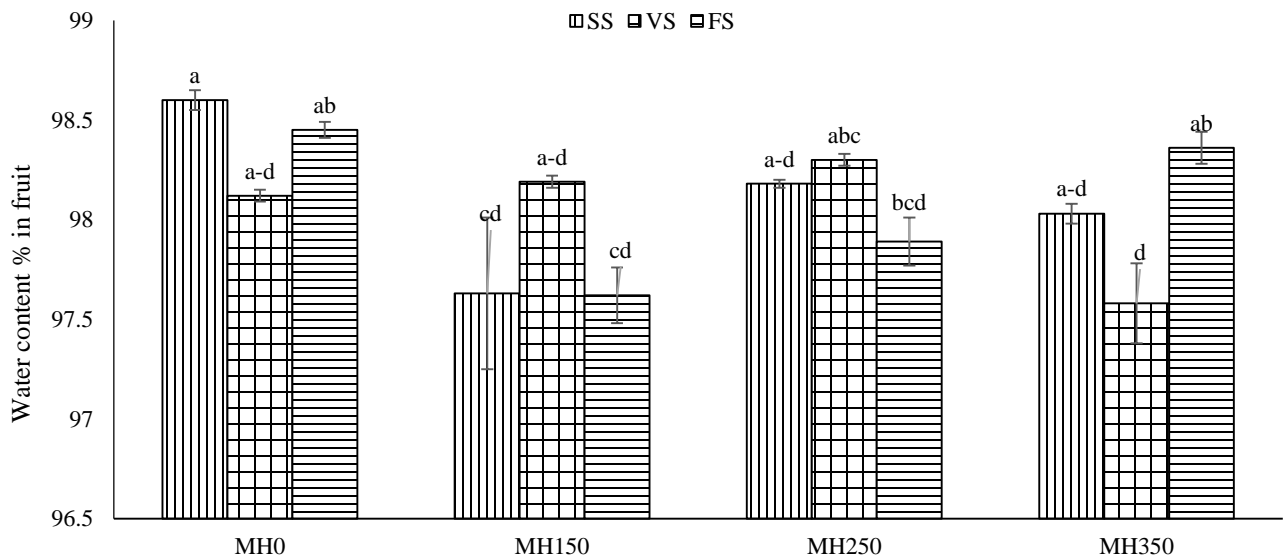


Fig. 4. Water content variation in fruits as influenced by different maleic hydrazide concentrations and growth stages. Values with analogous letters imply non-significant ($p < 0.05$) variations among the treatments. Vertical bars imply standard errors of means. Abbreviations are as follows, MH; maleic hydrazide, SS; seed soaking, VS; vegetative stage and FS; flowering stage.

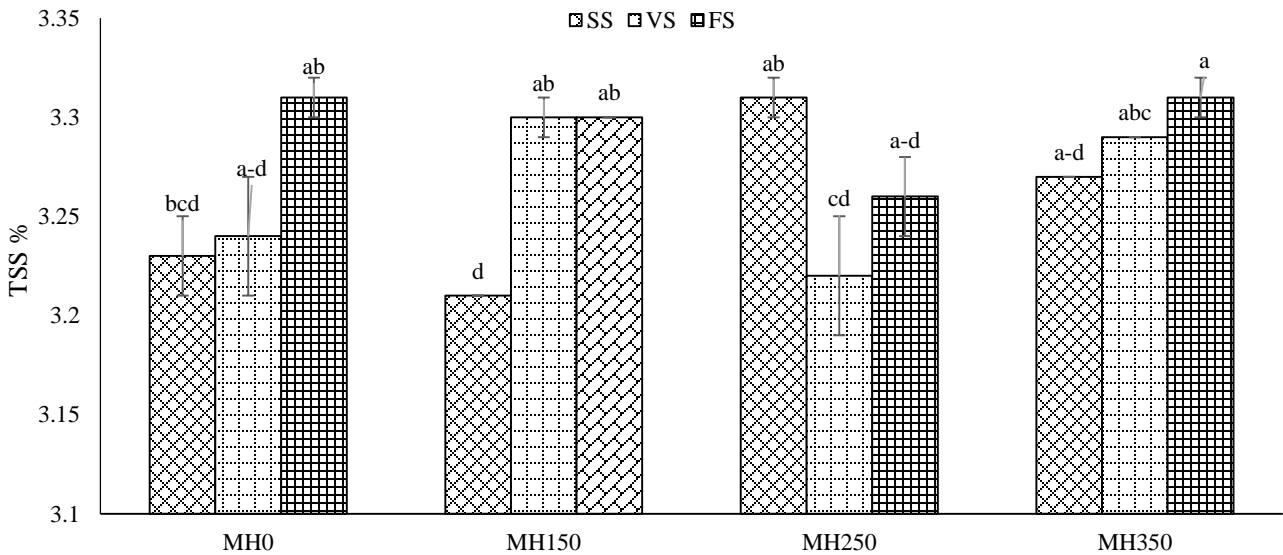


Fig. 5. TSS variation in fruits as influenced by different maleic hydrazide concentrations and growth stages. Values with analogous letters imply non-significant ($p < 0.05$) variations among the treatments. Vertical bars imply standard errors of means. Abbreviations are as follows, MH; maleic hydrazide, SS; seed soaking, VS; vegetative stage and FS; flowering stage.

Conclusion

Growth features, fruit yield components and dry biomass accumulation in cucumber were significantly sophisticated after MH application at seed soaking, vegetative and flowering stages. Under different MH application, significant differences were found for plant height and number of branches per plant. Whereas, days to emergence, number of leaves, leaf area and root length were not significantly affected by MH. Subsequently, MH ceased the plant growth and facilitate to branch development. MH had no significant effect on chlorophyll content of leaves, fresh and dry biomass of plant and root respectively, in relation to different growth stages. Therefore, considering the results, it is evident that MH @ 150 ppm could be a better technique in modification of sex expression for cucumber.

Acknowledgement

The authors sincerely acknowledge the financial grant offered by Bangladesh University Grant Commission (UGC) approved and directed by the SAURES, Sher-e-Bangla Agricultural University, Bangladesh in carrying out the research project.

References

- Anonymous. 2016. Yearbook of Agricultural Statistics (28th series). Ministry of Planning, Government of the People's Republic of Bangladesh, 1-571pp.
- Arora, S.K., M.L. Pandita and A.S. Sidhu. 1982. Effect of maleic hydrazide on vegetative growth, flowering and fruiting of bottle gourd. *Sci. Hort.*, 17(3): 211-215.
- Arora, S.K., M.L. Pandita and J. Kumar. 1989. Effect of paclobutrazol on growth, flowering and fruit set in summer

- squash (*Cucurbita pepo* L.) cv. "Hisar Selection". *Haryana Agri. Univ. Res.*, 19(3): 214-217.
- Bhat, K.L., T. Saleem and A. Bhusan. 2004. Effect of ethrel, maleic hydrazide and gibberellic acid on growth, yield and quality of watermelon (*Citrullus lanatus* Thumb.). *J. Res. SKUAST*, 2: 221-227.k
- Brian, P.W., and H.G. Hemming. 1957. The effect of maleic hydrazide on the growth response of plants to gibberellic acid. *Ann. Appl. Biol.*, 45(3): 489-497.
- Caprita, A. and R. Caprita. 2005. Plant growth retardants for the treatment of vegetables used as row materials for the food industry. *Scil. Res. Agroalimentary Processes Tec.*, 11(1): 173-178.
- Chowdhury, M.A.H. and M.S. Hassan. 2013. Hand book of Agricultural technology. Bangladesh Agricultural Research Council, Farmgate, Dhaka, 230p.
- Desai, K.D., S.N. Saravaiya, B.N. Patel and N.B. Patel. 2011. Response of growth retardants on sex expression and fruit yield of bottle gourd [*Lagenaria siceraria* (Mol.) Standl.] cv. PUSA NAVEEN under South Gujarat conditions. *Asian J. Hort.*, 6(1): 22-25.
- Fan, L., Y. Du, D. Guo, C. Tian and T. Wu. 2018. Identification of index crop detecting low-nitrogen tolerance in cucumber. *Pak. J. Bot.*, 50(4): 1459-1466.
- Ghani, M.A., M. Amjad, Q. Iqbal, A. Nawaz, T. Ahmad, O.B.A. Hafeez and M. Abbas. 2013. Efficacy of plant growth regulators on sex expression, earliness and yield components in bitter gourd. *Pak. J. Life Soc. Sci.*, 11(3): 218-224.
- Hidayatullah, A.B., A. Bano and K.M. Khokhar. 2009. Sex expression and level of phytohormones in monoecious cucumber as affected by plant growth regulators. *Sarhad J. Agri.*, 25: 173-177.
- Hoffman, I. and E.V. Parups. Mode of action of maleic hydrazide in relation to residues in crops and soils. *Residue Reviews/Rückstands-Berichte*. Springer, New York, NY, 1964. 96-113.
- Ingle, V.G., B.J. Jadhao and P.S. Joshi. 2000. Effect of plant growth regulators on growth, sex-ratio and yield of bottle gourd. *J. Soils Crops*, 10(1): 101-104.
- Kooner, K.S., S. Jaskaran and M.S. Saimbhi. 2000. Effect of plant growth substances on growth, sex expression and fruit yield in bottle gourd cv. Punjab Komal. *Haryana J. Hort. Sci.*, 29(3/4): 268-269.
- Mansuroglu, S.I.B.E.L., O. Karaguzel, V. Ortacesme and M.S. Sayan. 2009. Effect of paclobutrazol on flowering, leaf and flower colour of *Consolida orientalis*. *Pak. J. Bot.*, 41(5): 2323-2332.
- Miyazawa, M., M.A. Pavan and M.F.M. Block. 1984. Determination of Ca, Mg, K, Mn, Cu, Zn, Fe, and P in coffee, soybean, corn, sunflower, and pasture grass leaf tissues by a HCl extraction method. *Commun. Soil. Sci. Plant Anal.*, 15(2): 141-147.
- Pandya, M.B. and C.K. Dixit. 1997. Effect of plant growth regulators and chemicals on the growth, sex behaviour and yield of bottle gourd [*Lagenaria siceraria* (Mol.) Stand l.] cv.'Pusa Summer Prolific Long'. *J. Appl. Hort. Navsari*, 3(1/2): 105-111.
- Piper, C.S. 1966. Soil and plant analysis. Hans Publishers, Bombay.
- Ries, S.K. 1985. Regulation of plant growth with application of growth retardants. *Plant Sci.*, 2(3): 239-285.
- Sandra, N., S. Kumar Lal, S.K. Chakrabarty and A. Talukdar. 2015. Effect of plant growth regulators on sex expression, fruit setting, seed yield and quality in the parental lines for hybrid seed production in bitter gourd (*Momordica charantia*). *Ind. J. Agri. Sci.*, 85(9): 1185-91.
- Sarkar, M.D., K. Kabir, M.S. Jahan and S.M.A. Arefin. 2014. Performance of summer tomato in response to maleic hydrazide. *Int. J. Sci. Res. Pub.*, 4(9): 556-558.
- Thappa, M., S. Kumar and R. Rafiq. 2011. Influence of plant growth regulators on morphological, floral and yield traits of cucumber (*Cucumis sativus* L.). *Kasetsart J. (Nat. Sci.)*, 45: 177-188.
- Tukey, J.W. 1977. Exploratory data analysis. Reading, PA: Addison-Wesley.
- Verma, V.K. and B. Choudhury. 1980. Chemical sex modification in cucumber through growth-regulators and chemicals and their effect on yield. *Indian J. Agric. Sci.*, 50(3): 231-235.
- Yoshida, S., D.A. Forno, D.H. Cock and K.A. Gomez. 1976. Laboratory manual for physiological studies of rice. Los Banos, Laguna, Philippines: *Int. Rice Res. Inst.*

(Received for publication 8 January 2018)