

EFFECTS OF PRASEODYMIUM ON FLAVONOIDS PRODUCTION AND ITS BIOCHEMICAL MECHANISM OF *SCUTELLARIA VISCIDULA* HAIRY ROOTS *IN VITRO*

WEI LEI¹, XIAORONG SHUI², YUANLIN ZHOU³, SHAOHU TANG¹ AND MIN SUN^{*1}

¹Key Laboratory of Eco-environments in Three Gorges Reservoir Region of Ministry of Education, School of Life Science, Southwest University, Chongqing 400715, China

²South China Botanical Garden, Chinese Academy of Sciences, Guangdong 510650, China.

³School of Material Science and Engineering, Southwest University of Science and Technology, Mianyang 621010, China.

Abstract

In the present study the effect of rare earth element Praseodymium (Pr) on flavonoids production and its biosynthesis key enzymes including Peroxidase (POD; EC 1.11.1.7), Polyphenol oxidase (PPO; EC 1.10.3.1) and Phenylalanine ammonialyase (PAL; EC 4.3.1.5) in hairy roots of *Scutellaria viscidula* was investigated. After 7 days of suspension culture, activity of POD, PPO and PAL and total flavonoid production showed the same response tendency, which was ascending first and then descending with the Pr³⁺ elicitor increasing, and the Pr(NO₃)₃ concentration reaching the knee point was 15, 25, 25, 25, 25, ordinarily. Subsequently mechanism of flavonoids accumulation by Pr elicitation at the biochemical level is very significant for application of rare earth element to large scale production of plant nature drugs.

Introduction

Flavonoids, a widespread plant secondary metabolites, are of immense economic functions such as potential drugs, food nutraceuticals and industrial materials, while their importance was also manifested by the larger and larger demands. However, their low yields in natural plant and the remarkable complexity for chemical synthesis so that supply falls short of demand, so an alternative and effective strategy is focused on both of hairy roots culture and elicitation treatment, which furthermore is considered as a useful experimental system and a promising production mode for the active constituents from medicinal plants (Giri & Narasu, 2000).

Recently, the advantages of hairy roots culture technology make people pay more and more attention on the study and application to enhance nature products, due to fast and all-weather growth as well as elevated and stable productivity rather than traditional cell cultures or directly isolating from natural plant (Savitha *et al.*, 2006). *Scutellaria viscidula* Bunge is a perennial herbs subordinating to the family *Labiatae*. Its roots are widely used in treating inflammatory and bacterial diseases as the potent traditional Chinese medicine with long officinal history in the Orient countries, owing to the chief bioactive ingredients, including baicalin, baicalein, wogonoside, wogonin and other flavonoids compounds (Yamoto, 1991). And especially in recent studies remarkable efficacy was found in resisting human immune-deficiency virus (HIV-1) and T-cell leukemia virus (HTLV-1), inhibiting some kinds of tumor cell dissemination, and scavenging effectively free-radical, etc. (Yano *et al.*, 1994; Motoo & Sawabu, 1994; So *et al.*, 1997; Ikemoto *et al.*, 2000; Ye *et al.*, 2002). Further more, hairy roots culture system of *S. viscidula* has been established as a potential method of producing flavonoids (Wang *et al.*, 2008).

A variety of elicitors have successfully been applied to enhance secondary metabolites, and most of the studies were performed by shake flask culture (Bais *et al.*, 2000). Elicitors are a group of biotic and abiotic compounds,

which can trigger the increased production of flavonoids and other resistance-related compounds by stimulating plant cells (Savitha *et al.*, 2006). Praseodymium (Pr), one of the more abundant of rare-earth elements, have already been studied on its biological effects, but was only reported in synthesis regulation of polysaccharide in *Russula* sp., (Li, 2007). Moreover, so far little information is available about its roles on plant secondary metabolism.

In the present study, the production of total flavonoids induced by Pr³⁺ elicitor in hairy roots from *S. viscidula*, and elucidated the effect of elicitation on three enzymes Peroxidase (POD; EC 1.11.1.7), Polyphenol oxidase (PPO; EC 1.10.3.1) and Phenylalanine ammonialyase (PAL; EC 5.3.1.5), which have a great influence on plant development and phenols biosynthesis including flavonoids (Zhang *et al.*, 2005). Therefore, flavonoids regulation mechanism based on hairy roots and elicitation treatment was discussed at the biochemical level. The result will preliminarily pay the way to enhance flavonoids accumulation through rare earth elements application technology in medicinal plant production.

Materials and Methods

Plant materials: *S. viscidula* was cultivated in the botanical garden of Southwest University in China. The hairy root cultures were implemented (Fig. 1) and the technical process was reported previously reported (Wang *et al.*, 2008).

Elicitor preparation and elicitation treatment: About 100 mg of fresh hairy roots (3 cm in length) were inoculated into 250 ml conical flasks containing 150 ml of liquid 1/2MS₀. In form of Pr(NO₃)₃ solution at the concentration of 1 mmol/L and pH 5.5, Pr³⁺ was used at the levels of 0, 5, 10, 15, 20, 25 and 30 mmol/L in the 1/2MS₀ medium, respectively. The hairy roots from *S. viscidula* were cultured in this liquid complex medium on rotary shaker (110 rpm) at 25±1°C for 7 days.

*E-mail: jwscsm@swu.edu.cn or thdmast@gmail.com



Fig. 1. Suspension culture of *S. viscidula* hairy root.

Collection and measurement of experimental parameters: The POD, PPO and PAL were extracted and their activities were measured through the

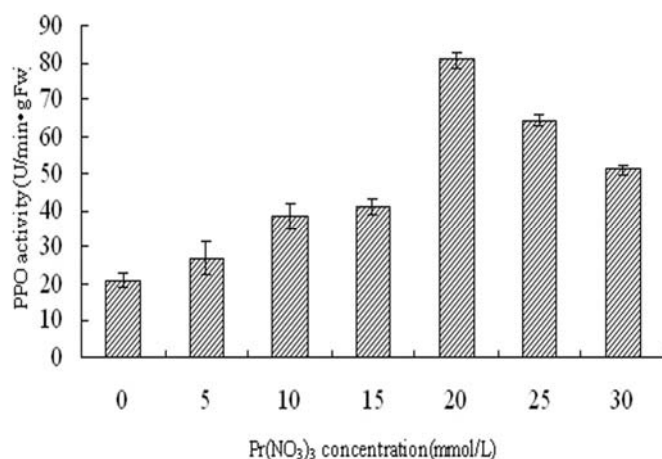


Fig. 2. Effect of Pr³⁺ elicitor on POD activity in hairy roots of *S. viscidula*. (Data presented as means \pm S.E., n=3)

PPO activity in hairy roots was significantly different from each other among 6 elicitation treatment and the control group. After treatment by Pr(NO₃)₃, PPO activity was induced quickly and reached the peak value in 20 mmol/L Pr³⁺ elicitor under suspension culture condition and then declined in Pr³⁺ solution of higher concentration.

Discussion

POD, PPO and PAL were three crucial enzymes involved in phenolic compound including flavonoids biosynthesis pathway, and meanwhile they were important protective enzymes, which defended against various environmental stresses such as hypoxia stress in suspension culture condition and toxicity stress from excessive heavy-metal Pr in this experiment. So these enzymes activities were not only induced by elicitation

guaiacol oxidation method (Li, 2000), the pyrocatechol colorimetric method (Wang & Shang, 2000) and the spectrophotometry method (Zou, 2000), respectively. The activity of all enzymes is expressed in U/min·gFw. The extraction and determination of total flavonoids by colorimetric method, and the content of baicalin was detected by the HPLC method. Both above mentioned processes were described previously (Wang *et al.*, 2008). All treatments were performed in triplicate. The results are represented by the figures and the mean \pm standard error (S.E.) (Çağ, *et al.*, 2009).

Results

Effect of elicitation on activity of key enzymes POD, PPO and PAL: Increased with Pr³⁺ concentration, the POD activity of hairy roots raising and reached the maximum in 15 mmol/L Pr(NO₃)₃ and then went down to some extent in liquid medium 20, 25 and 30 mmol/L Pr³⁺ (Fig. 1). All of samples treated with Pr³⁺ were higher than the control, and the POD activity in 30 mmol/L Pr(NO₃)₃ solution was only a little higher than the control, speculating that the activity was probably less than the control in Pr³⁺ solution of higher concentration (Fig. 2).

However, PPO activity in all treatments were higher than the control group (Fig. 3).

The activity of PAL in hairy roots treated by Pr(NO₃)₃ were much higher than the control (Fig. 3). PAL activity enhanced gradually to the peak in Pr(NO₃)₃ solution of no higher than 25 mmol/L, and reduced subsequently. However the minimum did still elevate obviously by 3.54 fold compared with the control group (Fig. 4).

Effect of Pr³⁺ elicitor on the content of total flavonoids: After treatment with Pr³⁺ elicitation, the change of total flavonoids production in hairy root culture is shown in Fig. 3. The response to Pr³⁺ elicitor was to ascend and then descend evidently, but flavonoids content in all treatments were still obviously higher than that in the control. The total flavonoids production in suspension medium containing gradient concentration Pr³⁺ increased by 1.206, 2.259, 2.712, 3.415, 4.502 and 4.088 folds respectively compared with the control (Fig. 5).

and mild water factor, but also inhibited by the severe water stress. Flavonoids had analogous physiological function and response mechanism too. This experiment showed that all of the POD, PPO and PAL activities and flavonoids production increased firstly and decreased afterwards, corresponding to the gradient variation of Pr³⁺ concentration. The similar conclusion has also been demonstrated by the study on biological effects of other abiotic stress such as La³⁺ (Mu *et al.*, 2006) and sound wave (Wang *et al.*, 2003).

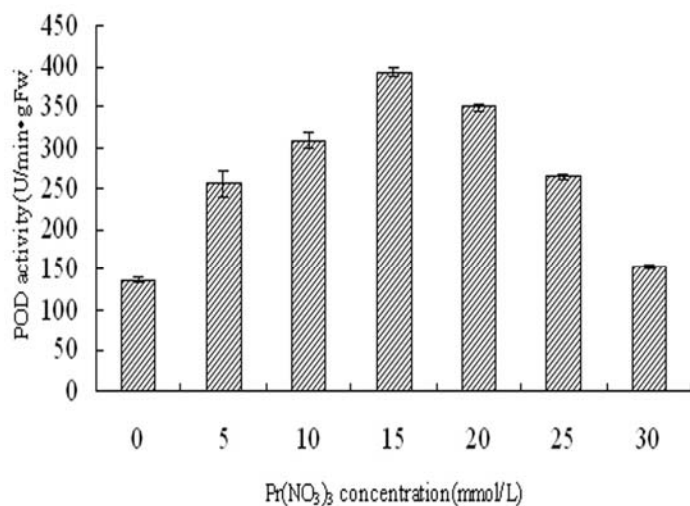


Fig. 3. Effect of Pr³⁺ elicitor on PPO activity in hairy roots of *S. viscidula*. (Data presented as means \pm S.E., n=3)

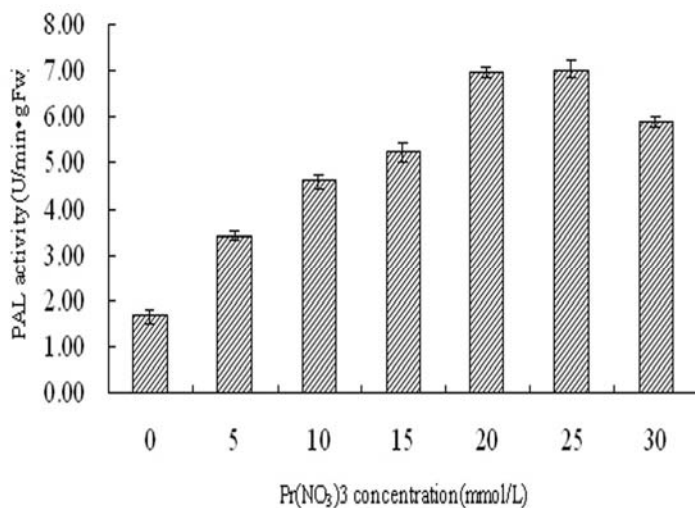


Fig. 4. Effect of Pr³⁺ elicitor on PAL activity in hairy roots of *S. viscidula*. (Data presented as means \pm S.E., n=3)

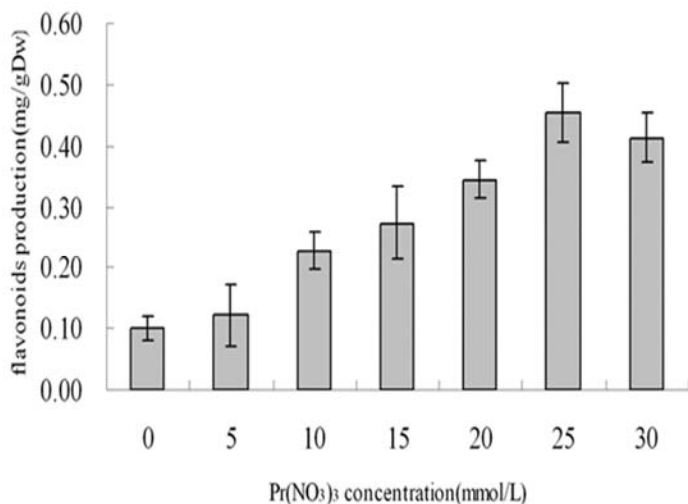


Fig. 5. Effect of Pr³⁺ elicitor on total flavonoids production in hairy roots of *S. viscidula*. (Data presented as means \pm S.E., n=3)

POD exists in various plant cells, and is considered to participate in ethylene and flavonoids biosynthesis (Wang *et al.*, 2001). After treatment with Pr³⁺ elicitor, POD activity rose to the threshold value in medium with 15 mmol/L Pr(NO₃)₃. PPO is a copper-containing metalloprotein with two conserved Cu-binding domains in the active center, and catalyzes polyhydric phenol hydroxylation of xenol and dehydrogenation from hydroxyl-phenol to quinone (Liu *et al.*, 1989; Han and Lu, 1994). Positive ion like Cu²⁺, Pr³⁺ had probably similar mechanism of enzyme activation. Peak value of PPO activity appeared when Pr(NO₃)₃ is 25 mmol/L, which was the most appropriate activating concentration of PPO enzyme.

PAL is the first committed enzyme involved in the plant phenylpropanoid pathway (Amrita & Brian, 2001), and is the hotspot in secondary metabolism field, too. PAL activity reached the highest value in medium with 25 mmol/L Pr(NO₃)₃, when this enzyme could drive mostly the flavonoids biosynthesis. The result revealed that there was a non-linear relationship between biological effect and chemical elicitation. Appropriate content of Pr³⁺ elicitor can stimulate the flavonoids accumulation, covering in Yuan's research report (Yuan *et al.*, 2002). When elicitation degree exceeded the threshold value, protein synthesis would be inhibited by the excessive rare earth element, and hence the enzyme activity fell afterwards.

Taking a wide view of the four figures, the Pr(NO₃)₃ concentration reaching the threshold value of POD activity was lower than others. Because as a representative biomarker for oxidative stress, POD is more sensitive to hypoxia environment of suspension culture. Besides, it is necessary to mention that the same response trend, ascending first and then descending with the Pr³⁺ elicitor increasing, was found in different metabolism enzymes activity and total flavonoid production. The phenomena demonstrated mechanism of flavonoids accumulation from the enzymological point of view, and furthermore, coinciding well with the flavonoids regulation pattern by some biotic and abiotic elicitor such as chemical (Belhadj *et al.*, 2008), physical (Antognoni *et al.*, 2007), and pathogen (Krolicka *et al.*, 2008) and so on.

A diverse process of Pr elicitation was revealed through the change of the production of total flavonoids and expression activity of key enzymes in flavonoids metabolism in hairy roots of *S. viscidula*. Further more, secondary metabolism was effectively up regulated only when the most proper Pr³⁺ elicitor worked, and thus it is feasible for the appropriate and efficient Pr³⁺ to be used as a physiologically acceptable elicitor.

Acknowledgments

We are grateful to the reviewer for valuable suggestions and comments on the manuscript. This research was financially supported by the Opening Foundation of Key Laboratory of Eco-environments in Three Gorges Reservoir Region of Ministry of Education (no.EF200609), China.

References

- Amrita, K. and E.E. Brian. 2001. The phenylalanine ammonia-lyase gene family in raspberry, structure, expression, and evolution. *Plant Physiol.*, 127: 230-239.
- Antognoni, F., S.P. Zheng, C. Pagnucco, R. Baraldi, F. Poli and S. Biondi. 2007. Induction of flavonoid production by UV-B radiation in *Passiflora quadrangularis* callus cultures. *Fiterapia*, 78: 345-352.
- Bais, H.P., R. Madhusudhan, N. Bhagyalakshmi, T. Rajasekaran, B. Ramesh and G. Ravishankar. 2000. Influence of polyamines on growth and formation of secondary metabolites in hairy root cultures of *Beta vulgaris* and *Tagetes patula*. *Acta Physiol Plant*, 22: 151-158.
- Belhadj, A., N. Telef, C. Saigne, S. Cluzet, F. Barrieu, S. Hamdi and J.M. Mérillon. 2008. Effect of methyl jasmonate in combination with carbohydrates on gene expression of PR proteins, stilbene and anthocyanin accumulation in grapevine cell cultures. *Plant physiol. Bioch.*, 46: 493-499.
- Çağ, S., Cevahir-Öz. Gul, S. Mine and Gören-Saglam Nihal. 2009. Effect of salicylic acid on pigment, protein content and peroxidase activity in excised sunflower cotyledons. *Pak. J. Bot.*, 41: 2297-2303.
- Çağ, S., Cevahir-Öz. Gul, S. Mine and Gören-Saglam Nihal. 2009. Effect of salicylic acid on pigment, protein content and peroxidase activity in excised sunflower cotyledons. *Pak. J. Bot.*, 41: 2297-2303.
- Giri, A. and L. Narasu. 2000. Transformed hairy roots: recent trends and applications. *Biotechnol. Adv.*, 18: 1-22.
- Han, F.G and P.X. Lu. 1994. Study on the extraction of polyphenol oxidase from Tobacco leaves and its characteristics. *Acta Agriculturae Universitatis Henanensis*, 29: 98-102.
- Ikemoto, S., K. Sugimura, N. Yoshida, R. Yasumoto, S. Wada, K. Yamamoto and T. Kishimoto. 2000. Antitumor effects of *Scutellariae radix* and its components baicalein, baicalin, and wogonin on bladder cancer cell lines. *J. Urology*, 55: 951- 955.
- Krolicka, A., A. Szpitter, E. Gilgenast, G. Romanik, M. Kaminski and E. Lojkowska. 2008. Stimulation of antibacterial naphthoquinones and flavonoids accumulation in carnivorous plants grown *In vitro* by addition of elicitors. *Enzyme Microb. Tech.*, 42: 216-221.
- Li, H.S. 2000. Plant physiological biochemical experiment principle and technology. Higher Education Press, Beijing, China
- Li, L.Z. 2007. Effects of rare earth elements of praseodymium , neodymium and erbium on production of polysaccharide by submerged fermentation of *Russula sp.* *Food science*, 28: 312-316.
- Liu, S., Y.M Yu. and F.X. Gao. 1989. The effect of Cu²⁺ on PPO in Tobacco fermentation. *Tobacco Science & Technology*, 5: 22-23.
- Motoo, Y. and N. Sawabu. 1994. Antitumor effects of saikosaponins, baicalin and baicalein on human hepatoma cell lines. *Cancer Lett.*, 86: 91- 95.
- Mu, K.G., X.Q. Zhao, L. Hu, W.J. Zhang and J.Y. Cui. 2006. Biochemical mechanism of plant disease resistance induced with *Lanthanum*. *J. Chinese Rare Earth Society*, 24: 182-186.
- Savitha, B.C., R. Timmaraju, L.N. Bhagya and G.A. Ravishankar. 2006. Different biotic and abiotic elicitors influence betalain production in hairy root cultures of *Beta vulgaris* in shake flask and bioreactor. *Process Biochem.*, 41: 50-60.
- So, F.V., N. Guthrie, A.F. Chambers and K.K. Carroll. 1997. Inhibition of proliferation of estrogen receptor-positive MCF-7 human breast cancer cells by flavonoids in the presence and absence of excess estrogen. *Cancer Lett.*, 112: 127- 133.
- Wang, B.T. and H.S. Shang. 2001. Relation between the high-temperature resistance to stripe rust of wheat and phenylalanine ammonia-lyase and polyphenol oxidase. *J. Triticeae Crops*, 21: 42-45.
- Wang, H., H. Liu, H.X. Yuan, Y. Wang and H.L. Li. 2001. The change of enzymes activity and phenols content in cotton cultivars with different resistance to *V.dahliae* after inoculation. *Acta Agriculturae Boreali-Sinica*, 16: 46-51.
- Wang, S.F., Y.M. Sun, W. Lei, R. Yang and M. Sun. 2008. Induction and culture of hairy roots in *Scutellaria viscidula* and its baicalin production. *China Journal of Chinese Materia Medica*, 33: 1669-1672.
- Wang, X.J., B.C. Wang, Y. Jia, D.F. Liu, C.R. Duan, X.C. Yang and A. Sakanishi. 2003. Effects of sound stimulation on protective enzyme activities and peroxidase enzymes of chrysanthemum. *Colloid Surface B: Biointerfaces*, 27: 59-63.
- Yamamoto, H. 1991. In: *Biotechnology in agriculture and forestry, Medicinal and aromatic plants III*. Springer Press, (Eds) YPS Bajaj, Berlin, vol. 15, pp. 398-418.
- Yano, H., A. Mizoguchi, K. Fukuda, M. Haramaki, S. Ogasawara, S. Momosaki and M. Kojiro. 1994. The herbal medicine sho-saiko-to inhibits proliferation of cancer cell lines by inducing apoptosis and arrest at the G0/G1 phase. *Cancer Res.*, 54: 448- 454.
- Ye, F., L. Xui, J. Yi, W. Zhang and D.Y. Zhang. 2002. Anticancer activity of *Scutellaria baicalensis* and its potential mechanism. *J. Altern. Complem. Med.*, 8: 567-572.
- Yuan, X.F., Q. Wang, B. Zhao and Y.C. Wang. 2002. Improved cell growth and total flavonoids of *Saussurea medusa* on solid culture medium supplemented with rare earth elements. *Biotechnol. Lett.*, 24: 1889-1892.
- Zhang, L., J.H. Chang and Y.W. Luo. 2005. Activity change of POD, PPO, PAL of the different sorghum genotypes invaded by *Aphis sacchsi*, zehntner. *Chinese Agricultural Science Bulletin*, 21(7): 40- 42.
- Zou, Q. 2000. Guidance of plant physiological biochemical experiment, Beijing: Higher Education Press, pp. 164-165.