

EFFECT OF DIAZOTROPHS (*RHIZOBIUM* AND *AZATEBACTOR*) ON GROWTH OF MAIZE (*ZEA MAYS* L.) AND ACCUMULATION OF LEAD (PB) IN DIFFERENT PLANT PARTS

FAZAL HADI^{1,2}* AND ASGHARI BANO¹

¹*Department of Plant Sciences, Quaid-i-Azam University, Islamabad, Pakistan*

²*School of Biological Sciences, University of Plymouth, PL4 8AA, UK*

**Corresponding author: +44-7888002404 +92-3349308644*

E-mail: fazal.hadi@plymouth.ac.uk ; fazalbiotech@yahoo.com

Abstract

The effects of diazotrophs which fix atmospheric nitrogen into ammonium ions on lead (Pb) phytoextraction and their subsequent effect on the growth of maize (*Zea mays* L.) was evaluated in a green house study. *Rhizobium leguminosarum* strain TAL-102 and *Azotobacter chroococcum* were used as single culture as well as co-culture. In single culture inoculations, the *Rhizobium* showed better response than *Azotobacter*, whilst the co-inoculation treatment showed highly significant increase in growth as well as in dry biomass of plant in Pb polluted soil. Highly significant increase in Pb accumulation was found in plant co-inoculated with *Rhizobium* + *Azotobacter* as compared to control. In single culture treatments, the *Rhizobium* was superior than *Azotobacter* in enhancing Pb uptake by the plant. In roots and stem all the treatments either in single culture or co-culture inoculation showed significant increase in Pb accumulation as compared to control, however the Pb translocation into leaves was significant only in co-inoculated culture. Conclusively the co-inoculation was much better than single culture inoculations in Pb phytoextraction along with increase in plant growth and biomass.

Introduction

The soil contamination with heavy metals is an important environmental issue. One of the concerned heavy metals is lead (Pb). Elevated levels of Pb in the soil result from anthropogenic activities such as mining, metallurgy, industrial wastes, pesticides and urban activities (Marchiol *et al.*, 2004). Soil contaminated with Pb may threaten plant health. The restoration of soil contaminated with toxic heavy metals is particularly challenging. Unlike organic compounds, metals cannot be degraded, consequently the clean up usually requires their removal (Lasat, 2002). Most conventional approaches of remediation like excavation and land fill, thermal treatment, acid leaching, and electro-reclamation do not provide reasonable solutions because of the low efficiency have high cost, and cause large destruction of soil fertility (Jing *et al.*, 2007). Remediation of heavy metals contaminated soil is a global challenge and requires new techniques to enhance the process. Biological processes are being used to decontaminate soils. One effective and promising process is phytoremediation, which is the use of plants to extract, sequester and detoxify pollutants (Jing *et al.*, 2007). Phytoremediation includes phytoextraction, phytovolatilization, rhizofiltration and phytostabilization (Chaney *et al.*, 1997). The advantages of phytoremediation include low cost, speed of deployment, preservation of natural soil properties and reliance on solar energy (Zhuang *et al.*, 2007). However, plants with exceptionally high metal accumulating capacity often have a slow growth rate and produce limited amounts of biomass on metal contaminated soil (Denton, 2007). Phytoremediation could be enhanced by relieving the toxicity of heavy metals to

the plant. Plant growth promoting rhizobacteria exert beneficial effect on plant growth and enhance heavy metal stress tolerance by detoxification of metals absorption (Tassi *et al.*, 2008; Han *et al.*, 2005; Glick, 2003; Kloepper & Zablotowicz, 1989).

Maize (*Zea mays* L.) is an important crop plant grown for both grain and green fodder in many areas of Pakistan. It requires significant amounts of nitrogen for rapid growth and biomass production (Shrestha & Ladha, 1998). *Azotobacter* (Pandey & Kumar., 1989) and *Azospirillum* (Riggs *et al.*, 2001) could enhance the maize growth and biomass on normal soil. In this study we investigated the role of *Rhizobium* and *Azotobacter* on growth and biomass of plant on Pb polluted soil. We tried to find the ways of decreasing Pb toxicity on plant to enhance plant growth and biomass along with Pb phytoextraction. The maize plant was selected for this study because of its higher biomass. The objective of this study was to evaluate the effect of *Rhizobium* and *Azotobacter* in Pb phytoextraction as well as to verify the relationship of higher biomass with increase in Pb accumulation.

Materials and Methods

This work was conducted in the Plant Sciences Department of Quaid-i-Azam University, Islamabad, Pakistan. The seeds of *Zea mays* L. cv. Pioneer-33556 were obtained from the National Agriculture Research Centre (NARC) Islamabad. Soil was prepared by mixing clay, sand and humus in the ratio of 2:1:1 respectively and dried in the sun light. The dry soil was artificially polluted by higher quantity of lead 800mg lead nitrate $Pb(NO_3)_2$ kg^{-1} soil (Sonmez *et al.*, 2008) and mixed well for three days. Each plastic pot (18cm x 24cm) was filled with 2.5kg soil (soil pH 6.2 ± 0.3 n=5). Pots were watered 24hours before sowing the seeds. Ten seeds were sown in each pot. Three replicate pots were used for each treatment and arranged in completely randomized design. After germination three healthy seedlings were selected in each pot for experiment and the rest were removed. All the plants were grown in green house at 30/15°C in natural light, no additional fertilizers were added and the pots were watered twice a week according to water holding capacity of soil.

The following treatments were made during experiment. C (control without Pb), C1 (Pb only), T1 (*Rhizobium* + *Azotobacter* + Pb), T2 (*Rhizobium* + Pb), T3 (*Azotobacter* + Pb). C was compared with C1 for the Pb effect on plant growth and biomass. For the effect of microbial treatments, C1 was compared with all treatments. bacterial cultures were obtained from the Agriculture Biotechnology Institute, National Agriculture Research Centre, Islamabad, Pakistan. A stock culture of *Rhizobium leguminosarum* strain TAL-102 was sub-cultured in Yeast Mannitol Broth (Vincent, 1980) and *Azotobacter chroococum* in Jensen's media (Jensen, 1951), incubated for 72 hours on an orbital shaker at 120 rpm at 25°C. The incubated broth cultures were centrifuged at 3000 rpm for 15 mins. Pelleted cells were re-suspended in sterile tap water and adjusted to about 10^8 cells ml^{-1} based on an optical density ($OD_{660} = 0.08$) (Bhuvaneawari *et al.*, 1980). Inoculums were applied both as single cultures and as a co-inoculation where they were mixed at a 1:1 ratio on volume basis. Two milliliters of either the single culture or the co-culture were injected into root zone when the young seedlings were at the early 1st leaf stage.

Plants were harvested after sixty days of treatments and washed with tap water, Plant height and root length were measured with a centimeter rule from the base of stem to the top of the apical leaf and the root length from base to tip. Plants were separated into roots, stem and leaves. The roots were further washed with a solution containing 5 mM

Tris *HCl* pH 6.0 and 5 mM EDTA and then rinsed with distilled water in order to remove surface bound metal ions (Genrich *et al.*, 2000). Roots and shoots were dried in oven at 80°C for 48 hrs and then dry weight was noted. The dried samples were digested using Perchloric-acid digestion method of Allen (1974) for Pb analysis. All replicate plants were analysed in the same way and 0.25g roots, stem and leaves samples were taken in 50ml flask and 6.5 ml of mixed acid solution i.e. Nitric acid, Sulfuric acid and Perchloric acid in the ratio of 5:1:0.5 was added and digested on hot plat until the white fumes came out from the flasks. Thereafter the digested samples were transferred in 50ml volumetric flasks and the volume was made up to 50ml with distilled water. These samples were filtered and the filtrates were analyzed for Pb contents ($\mu\text{g g}^{-1}$ d.w) in roots, stem and leaves samples by Shimadzu AA-670 Atomic Absorption/flame spectrophotometer. The total Pb content in plants were calculated as, Total Pb accumulated = total dry weight x Pb $\mu\text{g g}^{-1}$ d.w. Data analysis was done with Minitab15 Statistical Software (Minitab Inc. USA). One way analysis of variance (ANOVA) was carried out for confirmation of data variability ($p \leq 0.05$) and mean values of treatments were compared by Tukey's Honestly Significant Difference test at $p \leq 0.05$.

Results and Discussion

Effect on plant growth and dry biomass: The result revealed that the plant height was significantly decreased by the addition of lead (Pb) in the growing media (Table 1). However inoculation with *Rhizobium* and *Azotobacter* significantly increased the Plant height over C1 (Plants grown in Pb added soil); although the plant height was still less than that of control (uninoculated untreated plants). Co-inoculation treatment with *Rhizobium* and *Azotobacter* resulted in significant stimulation in plant height over control such that no significant difference existed between the control (untreated) and Pb treated plants. There was reduction in plant growth and biomass on Pb polluted soil (Xiong, 1998; Martha *et al.*, 2009; Devkota & Schmidt, 2000; Ouzounidou *et al.*, 1997; Dudka *et al.*, 1996).

Root length was significantly decreased due to Pb treatment but inoculation treatment with *Rhizobium* and co-inoculation treatments with both *Rhizobium* and *Azotobacter* resulted in significant stimulation of root length over Pb treated plants such that the values did not differ significantly than the untreated uninoculated control. *Azotobacter* inoculation has no effect on mitigation of adverse effects of Pb on root length (Table 1).

Both the root and shoot dry biomass was significantly inhibited by Pb treatment. The magnitude of inhibition was greater in root dry biomass. However, inoculation with both the microbes had not only overcome the inhibitory effect of the Pb treatment but also stimulated the shoot dry biomass over control (untreated).

The microbes in co-inoculation interact synergistically and the mechanism involves direct stimulation of growth by enlargement of root system for enhanced nutrient uptake (Camacho *et al.*, 2001). Diazotrophic rhizobacteria interact with crop plants and increase their vegetative growth (Ivan *et al.*, 2004) on heavy metal contaminated soils by assisting root growth and branching (Jing *et al.*, 2007) and can promote tolerance to contaminants to reduce heavy metals toxicity (Burd *et al.*, 2000; Glick, 1995; Shah *et al.*, 1998). These findings suggest that co-inoculation of *Rhizobium* and *Azotobacter* responded better than single inoculation with *Rhizobium* or *Azotobacter*. Previous researchers have demonstrated that microbial inoculation effects were greater on growth when seedlings were inoculated with combination of microbes rather than individually (Muthukumar *et al.*, 2001; Jetiyanon & Kloepper, 2002).

Table 1. Effect of Pb on growth and biomass of *Zea mays* L.

Treatments	Plant height (cm)	Root length (cm)	Shoot dry biomass (g)	Root dry biomass (g)	Pb in roots ($\mu\text{gg-1}$)	Pb in stem ($\mu\text{gg-1}$)	Pb in leaves ($\mu\text{gg-1}$)
without +Pb (C)	73.553 ± 0.693	29.323 ± 0.012	8.614 ± 0.092	2.9947 ± 0.0560	-----	-----	-----
with+Pb (C1)	53.98 ± 0.537	15.32 ± 0.017	6.401 ± 0.115	1.7447 ± 0.0387	224.57 ± 0.06	36.773 ± 0.006	28.8767 ± 0.0105
Co-inoculation +Pb (T1)	74.93 ± 0.693	35.337 ± 0.577	14.667 ± 0.577	2.5667 ± 0.1155	1118.17 ± 0.02	157.1 ± 0.073	53.7633 ± 0.0011
Rhizobium +Pb (T2)	63.663 ± 1.155	25.263 ± 0.115	11.747 ± 0.133	2.1997 ± 0.1155	731.2 ± 0.09	94.377 ± 0.012	32.9667 ± 0.0058
Azotobactor +Pb (T3)	62.67 ± 1.732	18.253 ± 0.133	9.337 ± 0.577	2.1003 ± 0.2309	679.1 ± 0.03	90.673 ± 0.016	28.8667 ± 0.0034

Phytoaccumulation of Pb in different parts: All the microbial treatments either alone or in combination showed significant increase in Pb accumulation in roots (Fig. 1a) as well as in stem (Fig. 1b). While in the leaves the Pb accumulation was significant only in coinoculated plants (T₁) but the inoculation with either *Rhizobium* or *Azotobacter* treatments exhibited no significant difference when compared with control C₁ (Fig. 1c). The total Pb accumulated in roots as well as in shoot was presented in Fig. 1d, where the maximum total Pb accumulation was found in co-inoculated plant (T₁) while the Pb concentration was higher in roots than in shoot. This is because that Pb accumulation in leaves was less than that of stem and roots following coinoculation or single inoculation treatments with *Rhizobium* and *Azotobacter*.

This finding was further strengthened by the data presented in Fig. 2 indicating the inoculation induced root proliferation; coinoculation with both these microbes further augmented the root growth.

Vivas *et al.*, (2003) showed that bacterial strain A belonging to genus *Brevibacillus* decreased the amount of Pb absorbed by plants, when expressed on a root weight basis. The bacterium also increased the production of IAA which in turn stimulates the root biomass and enhanced plant growth nitrogen, P accumulation and nodule formation.

Denton (2007) reported that Plant growth promoting rhizobacteria and AM fungi stimulated plant growth in heavy metal contaminated soil and mitigated the toxic effects of heavy metals through secretions of acids, proteins, phytoantibiotics and other chemicals.

Metals are mostly found in insoluble phase (Lasat, 2002), rhizobacteria release the metal to soluble phase by decreasing the pH of the environment that facilitate plant uptake (Zhuang *et al.*, 2007). It has been demonstrated by many workers that bacteria might enhance the process of metals accumulation (Carlot *et al.*, 2002; Whiting *et al.*, 2001; Abou-Shanab *et al.*, 2006). The *Rhizobium* and *Azotobacter* in combination (co-inoculation) highly increased the Pb uptake into roots and translocation into stem and leaves. It might be due to the synergistic effect of microbes on enhanced nutrient and ions uptake and translocation (Kumar *et al.*, 1999; Creus *et al.*, 1996).

Conclusions

The finding showed that diazotrophic microbes (*Rhizobium* and *Azotobacter*) increased maize growth on heavy metal polluted soil, which might be due to reduction in metal toxicity on plant, because the growth on Pb added soil in the absence of these microbes was reduced significantly. Burd *et al.*, (2000) and Guan *et al.*, (2001) demonstrated that soil microorganisms affect the metal mobility and availability to plants through acidification, redox changes and siderophore production as well as mobilizing the metal phosphates. The Pb accumulation in plant tissues was associated with increase in dry biomass by these microbes; the co-inoculation treatment showed higher Pb accumulation along with higher biomass. These results suggest the use of *Rhizobium* and *Azotobacter* in combination (co-inoculation) either for increase in growth and biomass on metal polluted soil, or to use for phytoremediation purposes. Moreover this association of plant and microbes is environmentally friendly as compared to other chemical based extraction of heavy metals which causes severe soil and ground water pollution.

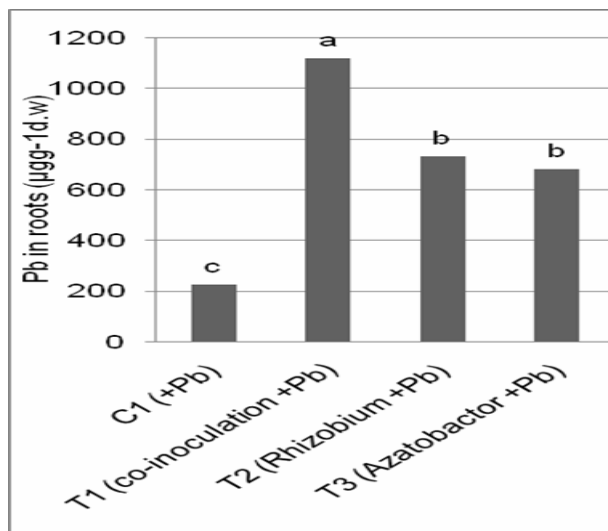


Fig. 1a.

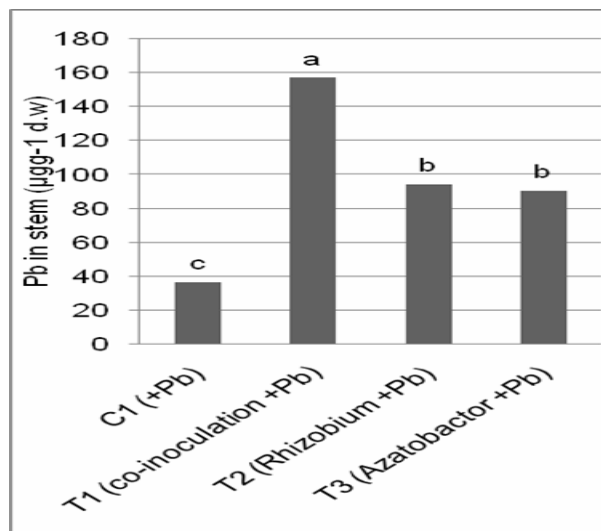


Fig. 1b.

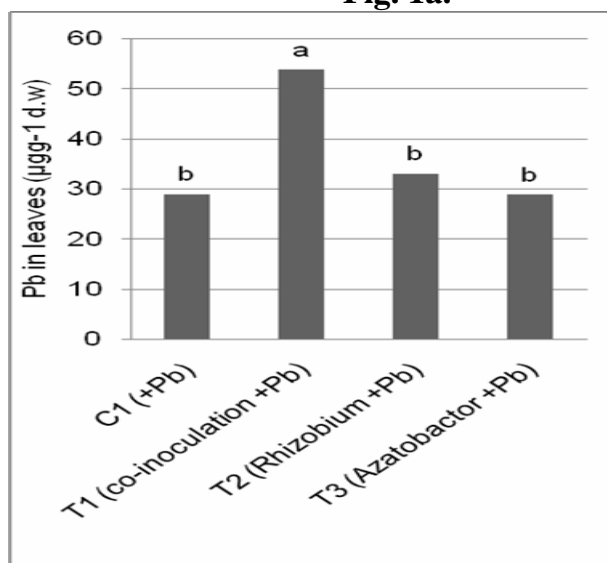


Fig. 1c.

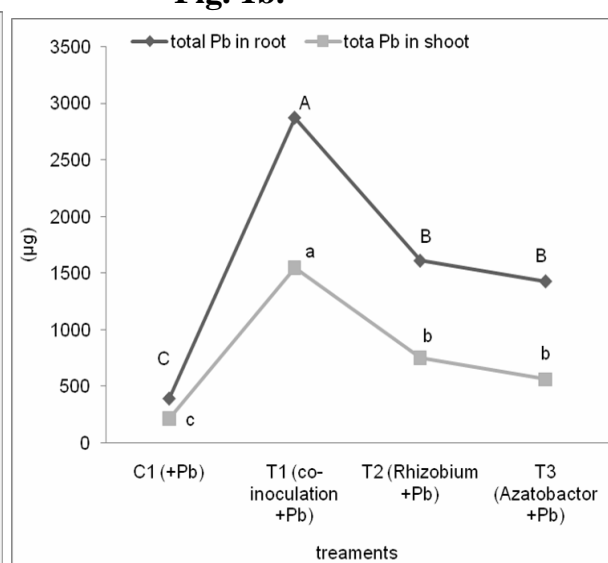


Fig. 1d

Fig. 1a-d. Effect of treatments on lead (Pb) accumulation in plant; (a) Pb in roots, (b) Pb in stem, (c) Pb in leaves. (d) Total Pb accumulation in plant. Total Pb accumulated = total dry weight x Pb μg^{-1} d.w.



Fig. 2. Effect of treatments on root growth.

References

- Abou-Shanab, R.A.I., J.S. Angle and R.L. Chaney. 2006. Bacterial inoculants affecting nickel uptake by *Alyssum murale* from low, moderate and high Ni soils. *Soil Biol. Biochem.*, 38: 2882-2889.
- Allen, S.E. 1974. *Chemical Analysis of Ecological Materials*. Blackwell Scientific Pub, Oxford, London.
- Bhuvaneawari, T.V., B.G. Turgeon and W.D. Bauer. 1980. Early events in the infection of soybean (*Glycine max* (L.) Merr.) by *Rhizobium japonicum*. *Plant Physiol.*, 66: 1027-1031.
- Burd, G.I., D.G. Dixon and B.R. Glick. 2000. Plant growth-promoting bacteria that decrease heavy metal toxicity in plants. *Can. J. Microbiol.*, 46: 237-245.
- Camacho, M., C. Santamaria, F. Temprano, N.D.N. Rodriguez and A. Daza. 2001. Co inoculation with *Bacillus* sp. CECT 450 improves nodulation in *Phaseolus vulgaris* L. *Can. J. Microbiol.*, 47: 1058-1062.
- Carlot, M., A. Giacomini and S. Casella. 2002. Aspects of plant-microbe interactions in heavy metal polluted soil. *Acta Biotechnol.*, 22: 13-20.
- Chaney, R.L., M. Malik, Y.M. Li, S.L. Brown, J.S. Angle and A.J.M. Baker. 1997. Phytoremediation of soil metals. *Curr. Opin. Biotechnol.*, 8: 279-284.
- Creus, C.M., R.J. Sueldo and C.A. Barossi. 1996. Shoot growth and water stress in *Azospirillum*-inoculated wheat seedlings grown under osmotic and salt stresses. *Plant Physiol. Biochem.*, 35: 930-944.
- Denton, B. 2007. Advances in phytoremediation of heavy metals using plant growth promoting bacteria and fungi. *MMG 445 Basic Biotechnol.*, 3: 1-5.
- Devkota, B. and G.H. Schmidt. 2000. Accumulation of heavy metals in food plants and grasshoppers from the Taigetos mountains, Greece. *Agricult. Ecosys. Environ.*, 78(1): 85-91.
- Dudka, S., M. Piotrowska and H. Terelak. 1996. Transfer of cadmium, lead and zinc from industrially contaminated soil to crop plants: A field study. *Environ. Pollut.*, 94: 181-188.
- Genrich, I., D. Burd, D. George and B.R. Glick. 2000. Plant growth promoting bacteria that decrease heavy metal toxicity in plants. *Can. J. Microbiol.*, 46: 237-245.
- Glick, B.R. 1995. The enhancement of growth by free-living bacteria. *Can. J. Microbiol.*, 41: 109-117.
- Glick, B.R. 2003. Phytoremediation: synergistic use of plants and bacteria to clean up the environment. *Biotechnol. Adv.*, 21: 383-393.
- Guan, L. L., Kanoh, K and K. Kamino. 2001. Effect of exogenous siderophores on Iron uptake activity of marine bacteria under Iron-Limited Conditions. *Appl. Environ. Microbiol.*, 67: 1710-1717
- Han J., L. Sun, X. Dong, Z. Cai, X. Sun, H. Yang, Y. Wang and W. Song. 2005. Characterization of a novel plant growth-promoting bacteria strain *Delftia suruhatensis* HR4 both as a diazotroph and a potential biocontrol agent against various plant pathogens. *Syst. Appl. Microbiol.*, 28: 66-76.
- Ivan, R.K., A. Choudhury and L.K. Mihaly. 2004. Non-symbiotic bacterial diazotrophs in crop-farming systems: can their potential for plant growth promotion be better exploited. *Soil Biol. Biochem.*, 36: 1229-1244.
- Jensen, V. 1951. Notes on biology of *Azotobacter*. In: *Proceeding Society of Applied Bacteriology.*, 74: 89-93.
- Jetiyanon, K. and J.W. Kloepper. 2002. Mixtures of plant growth-promoting rhizobacteria for induction of systemic resistance against multiple plant diseases. *Biol. Control.*, 24: 285-291.
- Jing, Y.D., Z.L. He and X.E. Yang. 2007. Role of soil rhizobacteria in phytoremediation of heavy metal contaminated soils. *J. Zhejiang Univ. Sci.*, 8: 192-207.
- Kloepper, J.W., R. Lifshitz and R.M. Zablutowicz. 1989. Free living bacteria inocula for enhancing crop productivity. *Trends Biotechnol.*, 7: 39-44.
- Kumar, V., and N. Narula. 1999. Solubilization of inorganic phosphates and growth emergence of wheat as affected by *Azotobacter chroococcum* mutants. *Biol. Fert. Soils*, 28: 301-305.

- Lasat, M.M. 2002. Phytoextraction of Toxic Metals: A Review of Biological Mechanisms. *J. Environ. Qual.*, 31: 109-120.
- Marchiol, L., S. Assolari, P. Sacco and G. Zerbi. 2004. Phytoextraction of heavy metals by canola (*Brassica napus*) and radish (*Raphanus sativus*) grown on multi contaminated soil. *Environ. Pollut.*, 132: 21-27.
- Martha, L.L., R.P.V. Jose, G.P. Jason, L.G.T. Jorge and D.G. Maria. 2009. Effect of indole-3-acetic acid, kinetin and ethylenediaminetetraacetic acid on plant growth and uptake and translocation of lead, micronutrients and macronutrients in alfalfa plants'. *Int. J. Phytorem.*, 11(2): 131-149.
- Muthukumar, T., K. Udaiyan and V. Rajeshkannan. 2001. Response of neem (*Azadirachta indica* A. juss) to indigenous arbuscular mycorrhizal fungi, phosphate solubilizing and symbiotic nitrogen fixing bacteria under tropical nursery conditions. *Biol. Fert. Soils*, 34: 417-420.
- Ouzounidou, G., M. Moustakas and E.P. Eleftheriou. 1997. Physiological and ultrastructural effects of cadmium on wheat (*Triticum aestivum* L.) leaves. *Arch. Environ. Contam. Toxicol.*, 32: 154-160.
- Pandey, A. and S. Kumar. 1989. Potential of Azotobacters and Azospirilla as biofertilizers for upland agriculture: a review. *J. Sci. Ind. Res.*, 48: 134-144.
- Riggs, P.J., M.K. Chelius, A.L. Iniguez, S.M. Kaeppler and E.W. Triplett. 2001. Enhanced maize productivity by inoculation with diazotrophic bacteria. *Aust. J. Plant Physiol.*, 28: 829-836.
- Shah, S.L., B.A. Moffat and B.R. Glick. 1998. Isolation and characterization of ACC deaminase genes from two different plant growth promoting rhizobacteria. *Can. J. Microbiol.*, 44: 833-843.
- Shrestha, R.K. and J.K. Ladha. 1998. Nitrate in groundwater and integration of nitrogen-catch crop in rice-sweet pepper cropping system. *Soil Sci. Soc. Am. J.*, 62: 1610- 1619.
- Sonmez, O., B. Bukun., C. Kayal and S. Aydemýr. 2008. The assessment of tolerance to heavy metals (Cd,Pb and Zn) and their accumulation in three weed species. *Pak. J. Bot.*, 40(2): 747-754.
- Tassi, E., J. Pouget, G. Petruzzelli and M. Barbafieri. 2008. The effects of exogenous plant growth regulators in the phytoextraction of heavy metals. *Chemosphere.*, 71(1): 66-73.
- Vincent, J.M. 1980. Factors controlling the legume-Rhizobium symbiosis. In: Nitrogen Fixation (Eds.): II, W.E. Newton and W.H. Orme-Johnson. Baltimore, MD: University Park Press, pp. 103-109.
- Vivas, A., B. Azcon, B. Biro, M. Barea and M. Ruiz-Lozano. 2003. Influence of bacterial strains isolated from lead-polluted soil and their interactions with arbuscular mycorrhizae on the growth of *Trifolium pratense* L., under lead toxicity. *Can. J. Microbiol.*, 49(10): 557-588.
- Whiting, S.N., M.P.D. Souza and N. Terry. 2001. Rhizosphere bacteria mobilize Zn⁺² for hyper accumulation by *Thlaspi caerulescens*. *Environ. Sci. Technol.*, 35: 3144-3150.
- Xiong, Z.T. 1998. Lead uptake and effects on seed germination and plant growth in a Pb hyper accumulator *Brassica pekinensis*. *Bull. Environ. Contam. Toxicol.*, 60: 285-291.
- Zhuang, X.L., J. Chen, H. Shim and Z. Bai. 2007. New advances in plant growth-promoting rhizobacteria for bioremediation, *Environ. Intern.*, 33: 406-413.

(Received for publication 19 November 2009)